

# HTC One® A9

## Inserting your nano SIM and microSD cards

### IMPORTANT:

#### Use a standard nano SIM only.

Don't cut a micro SIM or regular SIM card and insert it into the nano SIM slot. It's thicker than the standard nano SIM card and may get stuck in the slot.

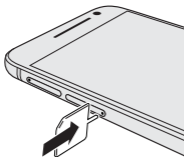
#### Don't disassemble any part of the phone.

Don't try to open the phone or remove the battery by force. This may damage the phone or its electronics and will invalidate the warranty.

#### Don't throw the provided trays away.

You need them to insert your nano UIM/SIM cards.

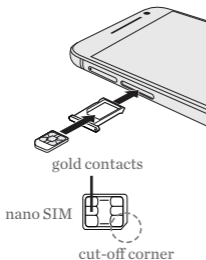
1



1. With the phone facing *up*, insert the tip of the tray eject tool that came with your phone (or a small bent paperclip) into the hole on the nano SIM slot.

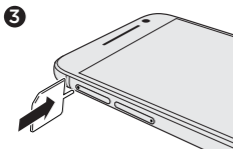
Push the tip all the way into the hole until the nano SIM tray ejects, and then pull the tray out.

2

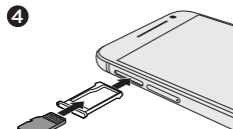


2. Place your nano SIM card into the tray, with the gold contacts facing *up* and cut-off corner facing *out*.

Insert the tray back into the slot. When reinserting the tray, make sure it is facing *up* so that the nano SIM card doesn't fall out. Slide the tray all the way into the slot.



3. Use the same tray eject tool to eject the microSD™ card tray. Pull the tray out.



4. Place your microSD card into the tray, with the gold contacts facing **up** and the narrow side facing **in**.

To reinsert the microSD tray, center it first in the slot, and then slide it all the way in.



## — Tips

- To restart your phone when it doesn't respond to touch screen or button presses, press and hold the POWER and VOLUME UP buttons for at least 12 seconds. When the phone restarts, release the buttons.
- Check out our friendly walkthroughs and self-help in troubleshooting basic problems with the HTC Help app. From the Home screen, tap , and then find and tap **Help**. Or go to [www.htc.com/support/](http://www.htc.com/support/) to find tutorials, the user guide, and more. Please also read the Safety and regulatory guide that's included in the box.

© 2015 HTC Corporation. All rights reserved.

HTC, the HTC logo, and HTC One are trademarks of HTC Corporation.

microSD is a trademark of SD-3C LLC.

All other company, product and service names mentioned herein are trademarks, registered trademarks or service marks of their respective owners.