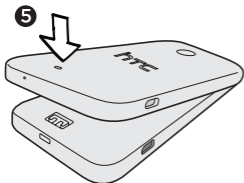
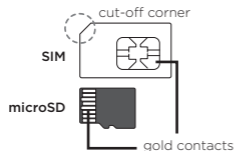
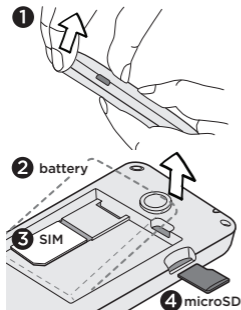


Your HTC Desire 200

Inserting your SIM and microSD cards

IMPORTANT: USE A REGULAR SIM (miniSIM) WITH THIS PHONE. If you have a smaller size SIM (such as a microSIM), make sure you insert it with a SIM adapter. Do not directly insert a smaller size SIM into the slot.



1. Press your thumb on the center of the back cover with one hand, and then lift the cover open from the bottom corner with your other hand.
2. Remove the battery.
3. With the gold contacts facing down and cut-off corner facing out, insert your SIM card into the SIM card slot.
4. Insert your microSD card into the storage card slot with its gold contacts facing down, and push it all the way in.
5. Reinsert the battery, and then replace the back cover.

To replace the back cover, align it onto the top part of the phone, and then press the sides and the bottom part of the cover.

Read this first

Charge the battery

The battery in your phone hasn't been charged yet. Please use the supplied power adapter to do a full charge before you start using your phone. Also, please don't try to take your phone apart. (If you do, it may invalidate your warranty.)

Choose a rate plan wisely

Depending on how you use your phone, it can use up a lot of Internet bandwidth really quickly. Before you use your phone, we strongly recommend that you contact your mobile operator about data rates.

Using data services while roaming will be costly. Check with your mobile operator for data roaming rates before you use data roaming.

Know about privacy laws

Some countries have strict laws about how and when you can record phone conversations. It's a good idea to find out what the laws are where you live before you use your phone's recording feature.

And finally, a few important words from our legal team (LIMITATION OF DAMAGES)

To the maximum extent permitted by applicable law, in no event shall HTC or its affiliates be liable to you, any user, or third party for any indirect, special, consequential, incidental or punitive damages of any kind, arising in contract, tort, or otherwise, including, but not limited to, injury, loss of revenue, loss of goodwill, loss of business opportunity, loss of data, and/or loss of profits, regardless of the foreseeability thereof or whether HTC or its affiliates have been advised of the possibility of such damages. And in no event shall the total liability of HTC or its affiliates exceed the amount received from you, regardless of the legal theory under which the cause of action is brought. The foregoing does not affect any statutory rights which may not be disclaimed.

Want some guidance on using your phone?

Check out our friendly walkthroughs in the **Show Me** app.
Or, go to www.htc.com/support/.

htc.com



91H0xxxx-xxM Rev.A