

# HTC Desire 10 lifestyle

## Inserting nano SIM and microSD cards

### IMPORTANT:

#### Use a standard nano SIM only.

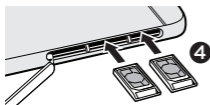
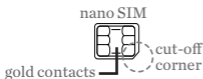
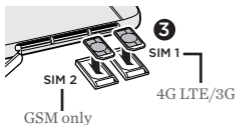
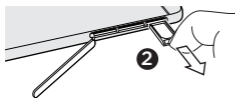
Don't cut a micro or regular SIM card and insert it into the nano SIM slot. It's thicker than the standard nano SIM card and may get stuck in the slot.

#### Don't disassemble any part of the phone.

Don't try to open the phone or remove the battery by force. This may damage the phone or its electronics and will invalidate the warranty.

#### Don't throw the trays away.

You need them to insert your nano SIM cards.



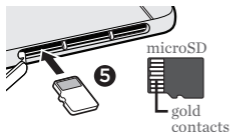
1. Make sure your phone is off and is facing *down*. Open the slot cover.

2. Remove the trays from the two upper nano SIM slots.

3. Place your 4G LTE/3G nano SIM card into the SIM 1 tray and your second nano SIM card into the SIM 2 tray with the gold contacts facing *up* and the cut-off corner facing *out*.

**Note:** The SIM 2 slot can connect to the 2G network only.

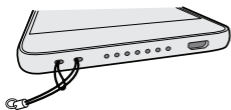
4. When reinserting the trays, make sure they are facing *up* so that the nano SIM cards don't fall out. Slide the trays all the way into the slots.



5. Insert and slide your microSD™ card all the way into the bottom slot, with the gold contacts facing *up* and towards the slot.
6. Close the slot cover.


## — Attaching the lanyard

The lanyard holes are at the bottom side of the phone. Make sure you use the supplied lanyard if there's one in the box, or purchase a lanyard that has a nylon loop no thicker than 1mm.



1. Insert the loop of the lanyard into one of the holes.
2. Push the loop in until it comes out of the other hole.
3. Thread the loop and lanyard cable to secure the lanyard in place.

## — Tips

- To restart your phone when it doesn't respond to touch screen or button presses, press and hold the POWER and VOLUME DOWN buttons for at least 12 seconds. When the phone restarts, release the buttons.
- Check out our friendly walkthroughs and self-help in troubleshooting basic problems with the HTC Help app. From the Home screen, tap , and then find and tap **Help**. Or go to [www.htc.com/support/](http://www.htc.com/support/) to find tutorials, the user guide, and more. Please also read the Safety and regulatory guide that's included in the box.

© 2016 HTC Corporation. All rights reserved.

HTC, the HTC logo, HTC Desire, and HTC Sense are trademarks of HTC Corporation.

microSD is a trademark of SD-3C LLC.

All other company, product and service names mentioned herein are trademarks, registered trademarks or service marks of their respective owners.

