

# Quick Start Guide



# AT&T

## SAMSUNG Galaxy Z Flip5

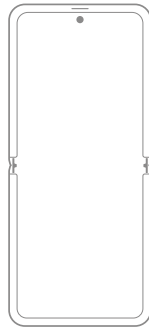
IPX8 Rated



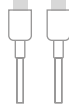
GH68-55331A\_REV\_1.1

Printed in Korea

## What's in the box



Phone



Charging cable



SIM Card

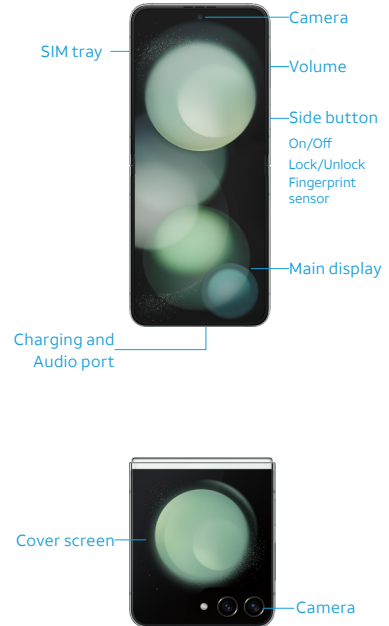


SIM Tool

[Quick Start Guide](#)

[Terms & Conditions](#)

## Get to know your phone



USB Type-C 3A cable included. For more information about charging, visit <https://www.samsung.com/us/support/answer/ANS00078994/>

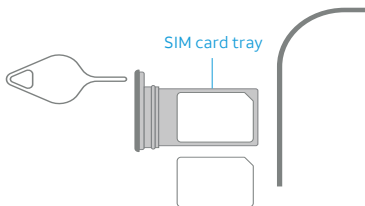
Use only Samsung approved charging devices and accessories. Damage caused by use of accessories which are not approved may not be covered by warranty. Do not press the screen or the front camera lens with a hard or sharp object, such as a pen or fingernail, or apply excessive pressure. Do not attach adhesives such as films or stickers to the main screen. When folding the device, do not place any objects, such as cards, coins, or keys, on the screen.

## Get connected

Upgrading or replacing your phone?  
Transferring your number to AT&T?

If so, activate your phone at  
[www.att.com/getstarted](http://www.att.com/getstarted)

Insert the SIM card into your phone



①

### SIM tool

Use the SIM tool to open the SIM tray.

②

### SIM card

Insert the SIM card in the SIM tray.

To get all the benefits of our network, make sure to use the SIM card that shipped with your new phone.

## Get started

You may need your Google ID and password  
and Wi-Fi password

### Power on device



Side button  
Press and  
hold

Follow the setup screens  
and transfer content to your new phone



## Need help?

Learn more about your phone with  
the **Device Help** app



To launch, scan this code  
with your camera



or visit [www.att.com/device-support](http://www.att.com/device-support)

Call our customer care team at  
1-800-331-0500

© 2023 Samsung Electronics America, Inc. Samsung & Samsung Galaxy are registered trademarks of Samsung Electronics Co., Ltd. © 2023 AT&T Intellectual Property. All rights reserved. AT&T, the AT&T logo and all other AT&T marks contained herein are trademarks of AT&T Intellectual Property. All other marks are the property of their respective owners. Screen images simulated. Appearance of device may vary. Images shown are for reference only. If you use a screen protector, make sure it allows for use of touch screen features.